

OXWORKS®



FRAMELESS GLASS POOL FENCING



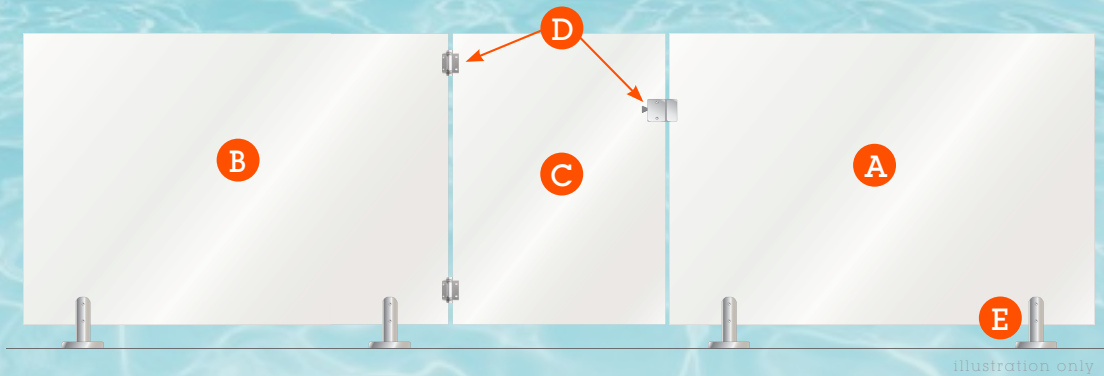
www.oxworks.com.au

PH: 1300 336 237

MATERIALS CHECKLIST & DIY GUIDE

OXWORKS®

- A** Glass Panel
- B** Glass Hinge Panel
- C** Glass Gate
- D** Hinges & Latches
- E** Spigot Posts



1 Site Plan & Ordering

- Decide on fence position and panel sizes by creating a mud map of your site.
- Following the above Materials Checklist, calculate how many of each component you require
- Contact any one of our stores to complete your order. Most products are available in stock

2 Stringline & Spigot Marking

- Using a stringline, mark out the desired line of the fence
- Mark out all spigot positions and panel placements according to the panel & gate sizes, starting with the gate
- Gaps between & below the panels should not exceed 100mm to comply with Aust. Stds AS1926.1

3 Install Spigots & Panels

- Attach Spigots to Glass Panels using supplied pressure plate & rubber, ensuring not to tighten too firmly
- Place the panel with the spigots attached into position & bolt down or place into cored holes & grout
- Tighten the spigots & adjust panel position to ensure they are level and plumb

4 Install Gate

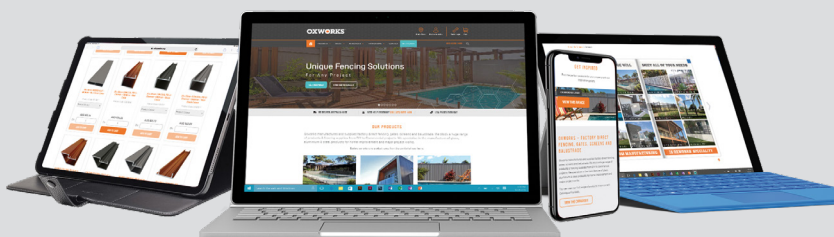
- Attach the hinge & latch components of the Gate Kit to the 8 or 12mm Glass Gate as per instructions
- While chocking up the gate, attach hinge & latch components of the Gate Kit to the Hinge Panel & Gate as per instructions
- Ensure the gate self closes automatically and latches correctly. Adjust if required.

PROTECT YOUR INVESTMENT WITH
OUR RANGE OF ENDURO SHIELD
GLASS & STAINLESS STEEL TREATMENTS

**Enduro
Shield**



Discover Oxworks Online



DIY
GUIDES



SPEC
SHEETS



SHOP
ONLINE

Visit www.oxworks.com.au

Care Instructions & Warranty:

Exposure to UV Light, pollution, salt deposits and chemicals can affect the long term performance of the fencing coating if not removed with regular washing.

A gentle monthly clean with a soft brush, warm water and mild detergent followed by a rinse of fresh water will maintain the finish of both powdercoated, Colorbond and stainless steel fencing components and fulfill warranty conditions.

**10 Year
Warranty**
Conditions Apply

Disclaimer: Drawings not to scale. While all care is taken in the production of this DIY (do it yourself) guide it is provided as an indicative installation guide only. Oxworks Pty Ltd is not liable or responsible for the outcome of any fence installed using this guide. © Copyright 2018 Oxworks Pty Ltd. All rights are reserved in relation to this matter.



1300 336 237

www.oxworks.com.au






BRING LUXURY DESIGN & STYLE TO YOUR POOL SIDE

Our Frameless Glass Pool Fencing range has transformed hundreds of pool areas around Australia into safe & stylish, architecturally designed outdoor living spaces.

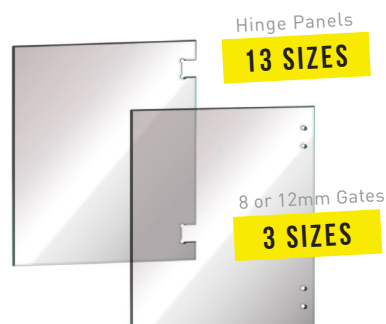
Our glass pool fencing combines luxury, design and safety in a modular system designed to meet **AS1926.1 Australian Pool Safety Standards** while easily accommodating your installation plans.

Our range consists of the **highest quality safety glass** in a huge range of modular sizes and styles.



12mm Glass Panels

Available in a huge range of modular sizes:
100mm→2000mm (w) x 1200mm (h)



Glass Hinge Panels & Gates

Available to suit Standard, SofterClos & Polaris
Hinges in a range of modular sizes



Retaining Wall Panels

Available in a range of modular sizes:
1200mm (w) x 1300→2000 / 1200mm (h)

- ✓ 12MM TOUGHENED SAFETY GLASS
- ✓ FULLY COMPLIANT TO AS2208
- ✓ FULLY COMPLIANT TO AS1926.1 - 2012
- ✓ ALL GLASS EDGES POLISHED
- ✓ ALL GLASS WITH SAFETY CORNERS



LARGE PROJECT ORDERS & CUSTOM GLASS AVAILABLE FOR SPECIAL ORDER



1300 336 237

www.oxworks.com.au



@maherbuild



2205 STAINLESS STEEL SPIGOT RANGE AVAILABLE IN POLISH, SATIN & MATT BLACK FINISHES

QUALITY SPIGOTS & HARDWARE

Our glass is accompanied by premium 2205 stainless steel spigots, cover rings, gate hardware & accessories from industry leading brands in a range of quality finishes.



Round & Square Spigots

Quality 2205 Stainless Steel
Polish / Satin / Matt Black
Core Drill & Base Plated



Diamond Spigots

Quality 2205 Stainless Steel
Polish / Satin / Matt Black
Core Drill & Base Plated



Face Mount Spigots

Quality 2205 Stainless Steel
Polish / Satin / Matt Black
Concealed Fix Face Mount



Composite Spigots

2 Spigot Kit with cover plates.
No Earthing Required
Fully UV Stabilised



POLARIS
SOFT CLOSE HINGE




D&D Technologies
Hi-Performance Hardware



High Quality Glass Hinges & Latches from industry leading brands

Our high quality gate hardware range includes **premium soft close hinges** from industry leading brands like **Polaris**, as well the industry leading pool fencing gate latch manufacturer - **D&D Technologies**. All to suit any fencing configuration and available in **Polish, Satin & Matt Black finishes** for selected ranges. Ask in store for details.



1300 336 237

www.oxworks.com.au

