



OXWORKS™

SEMI-FRAMELESS GLASS POOL FENCING

SEMI-FRAMELESS GLASS POOL FENCING

Semi-Frameless glass pool fencing adds a touch of style, class and value to your home while still offering the highest safety standards for your family.

Oxworks' Semi-Frameless glass pool fencing is an easy to install, fully compliant and certified modular system. Our system offers a huge variety of choice - allowing you to up date older pool areas or bring together new pool & home developments.

Our large range of modular 10mm Toughened Glass panels allows you to use any combination of sizes to suit your requirements.



Suitable Usage

- Pool Fencing
Our Glass pool fencing exceeds Australian Pool Safety Standards AS1926.1
- Posts can be installed either:
In Ground
On Slab
Core Drilled



Panel Details

- All panels are made from high quality Toughened Safety Glass which complies with AS/NZ2208
- **50 x 50 Glazing Posts** come in four styles:
1-Way, 2-Way
135 Degree, Corner
and three sizes:
1800mm In Ground
1400mm Core Drilled
1250mm On Slab



Tools Required

- Tape Measure
- Stringline
- Post Hole Shovel
- Cordless Battery Drill
- Philips Head Bit
- Spirit Level
- Soft End Mallet
- Concrete Mix/Grout
- Mild Detergent




Handy Hints

- Contact your local Govt. Authority before deciding on your fencing requirements
- Check for all underground services at Dial-Before-You-Dig! Simply Dial 1100 to find out more.
- In the case of a pool fence, ensure your gate opens away from the pool - your Magnalatch will sit 300mm down on the inside of the pool area
- It is best to allow at least 24 hours to ensure posts are set in concrete or grout before installing your panels or gates
- Posts can be easily cut down with a hack saw or grinder
- Remove all metal filings and concrete splatter after installation to avoid damaging your new fence



Available Colours

**Colour swatches are guides only*



Silver Pearl



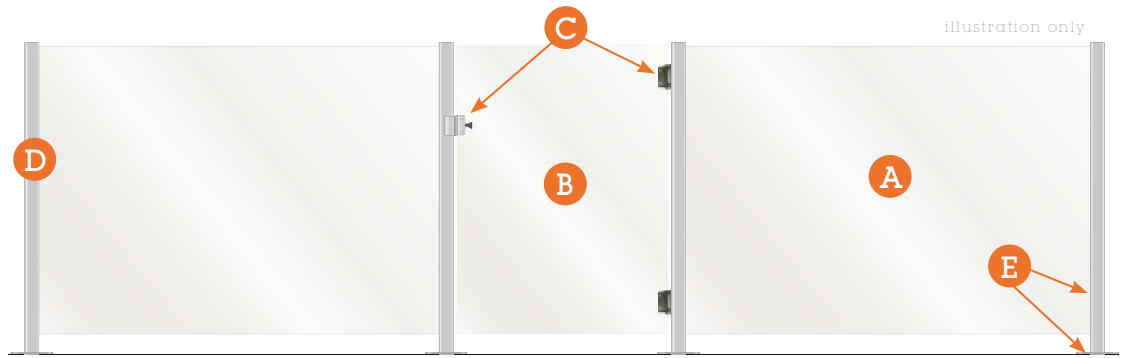
Satin Black

Interpon
powder coatings
EVERY COLOR IS GREEN

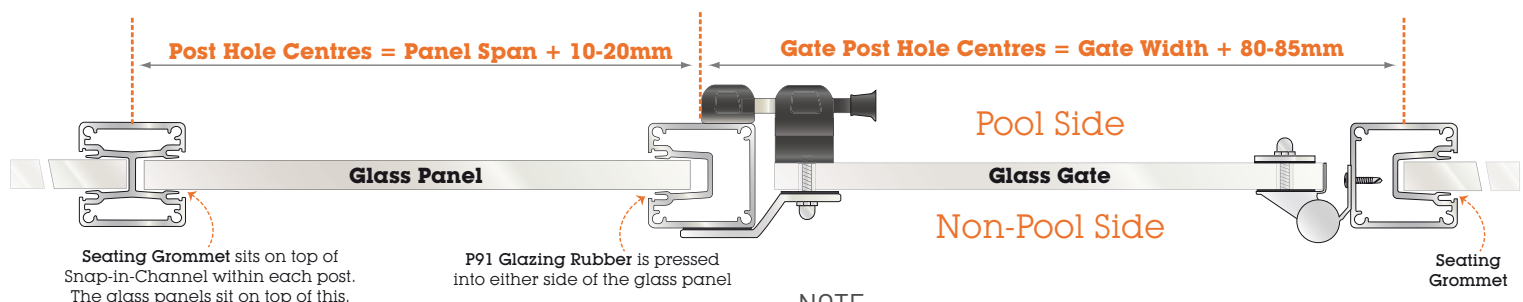
Our Semi-Frameless Glazing Posts are available to order in any Interpon Powdercoating colour

Materials Checklist

- A** Glass Panel
- B** Glass Gate
- C** Gate Kit
- D** Glazing Posts
- E** Accessories



- 1 Site Plan & Ordering**
 - Decide on fence position and measurements of panels & posts by creating a mud map of your site.
 - Following the above Materials Checklist, calculate how many of each component you require remembering the modular nature of semi-frameless glass
 - Contact any one of our stores to complete your order. Most products are available in stock
- 2 String Line & Post Holes**
 - Set a stringline along the desired line of the pool fence, keeping close to the ground
 - Measure out all holes, starting with the gate posts and mark out post positions or dig the holes, depending on the post type you are using
- 3 Install Posts**
 - Ensure post hole centres are accurate according to the below top view diagram
 - Ensure posts are flush and level along stringline then fix in place using the appropriate method to suit your post type
 - Ensure the top of the Snap-In-Channels are no more than 90mm above ground level
 - If you are using post cover rings, place them over the posts
- 4 Install Panels**
 - Place Seating Grommets on top of snap in - Seating Grommets and Glazing rubber are found in the Panel Glazing Kit
 - Carefully slide Glass panel into post channels, resting it on the Seating Grommets
 - Set glass into place using Glazing Rubber on each side and each face of the panel - you can use a mild detergent to lubricate the rubber and push it tightly into place
- 5 Install Gate(s)**
 - Attach hinge & latch components of the Semi-Frameless Gate Kit to 8mm Glass Gate as per instructions
 - Attach hinge & latch components of the Semi-Frameless Gate Kit to the Glazing posts as per instructions
 - Ensure the gate self closes automatically using tension pin to adjust spring



NOTE:

If using Gate Stiles, Gate Post hole Centres will be Gate width + 145mm.

Care Instructions & Warranty:

Exposure to UV Light, pollution, salt deposits and chemicals can affect the long term performance of the fencing coating if not removed with regular washing.

A gentle monthly clean with a soft brush, warm water and mild detergent followed by a rinse of fresh water will maintain the finish of both powdercoated, Colorbond and stainless steel fencing components and fulfill warranty conditions.



Disclaimer: Drawings not to scale. While all care is taken in the production of this DIY (do it yourself) guide it is provided as an indicative installation guide only. Oxworks Pty Ltd is not liable or responsible for the outcome of any fence installed using this guide. © Copyright 2014 Oxworks Pty Ltd. All rights are reserved in relation to this matter.



SEMI-FRAMELESS GLASS POOL FENCING

Code	10mm Toughened Glass Panels	
FR0625	10mm Toughened Glass Panel	625 x 1200
FR0675	10mm Toughened Glass Panel	675 x 1200
FR0725	10mm Toughened Glass Panel	725 x 1200
FR0775	10mm Toughened Glass Panel	775 x 1200
FR0825	10mm Toughened Glass Panel	825 x 1200
FR0875	10mm Toughened Glass Panel	875 x 1200
FR0925	10mm Toughened Glass Panel	925 x 1200
FR0975	10mm Toughened Glass Panel	975 x 1200
FR1025	10mm Toughened Glass Panel	1025 x 1200
FR1075	10mm Toughened Glass Panel	1075 x 1200
FR1125	10mm Toughened Glass Panel	1125 x 1200
FR1175	10mm Toughened Glass Panel	1175 x 1200
FR1225	10mm Toughened Glass Panel	1225 x 1200
FR1275	10mm Toughened Glass Panel	1275 x 1200
FR1325	10mm Toughened Glass Panel	1325 x 1200
FR1375	10mm Toughened Glass Panel	1375 x 1200
FR1425	10mm Toughened Glass Panel	1425 x 1200
FR1475	10mm Toughened Glass Panel	1475 x 1200
FR1525	10mm Toughened Glass Panel	1525 x 1200
FR1575	10mm Toughened Glass Panel	1575 x 1200
FR1625	10mm Toughened Glass Panel	1625 x 1200
FR1675	10mm Toughened Glass Panel	1675 x 1200
FR1775	10mm Toughened Glass Panel	1775 x 1200
FR1875	10mm Toughened Glass Panel	1875 x 1200
FR1975	10mm Toughened Glass Panel	1975 x 1200

Code	12mm Retaining Walls Panels	
FG4130	12mm Glass Retaining Wall Panel	1200 x 1300/1200
FG4140	12mm Glass Retaining Wall Panel	1200 x 1400/1200
FG4150	12mm Glass Retaining Wall Panel	1200 x 1500/1200
FG4160	12mm Glass Retaining Wall Panel	1200 x 1600/1200
FG4170	12mm Glass Retaining Wall Panel	1200 x 1700/1200
FG4180	12mm Glass Retaining Wall Panel	1200 x 1800/1200

Code	Glass Gates	
FR8000	8mm Glass Gate	800 x 1200
FR8500	8mm Glass Gate	850 x 1200
FR9000	8mm Glass Gate	900 x 1200
FR9967	Semi-Frameless Gate Kit - Square Post	
FR9966	Semi-Frameless Gate Kit - Stile to Stile	
FR5005	Glass Gate Hinge - To suit Square Post	
FR5010	Glass Gate Hinge - To suit Stiles	
FR5025	Magna Latch Side Pull - Standard	
FR5030	Magna Latch Side Pull - Lockable	
FR5035	Magna Latch Side Pull - With Stop	
FR5040	Magna Latch Side Pull - With Stop Lockable	
FR5050	Semi-Frameless Gate Stop - Batwing	
FR7910**	Glass Square Gate Stile - 1200mm	

Code	Premium Square Glazing Posts
FR7401**	Square Glass Post 1400 - 1 Way
FR7402**	Square Glass Post 1400 - 2 Way
FR7403**	Square Glass Post 1400 - Corner
FR7404**	Square Glass Post 1400 - 135°
FR7405**	Square Glass Post 1400 - Half
FR7900**	Square Glass Post Infill - 1400
FR7801**	Square Glass Post 1800 - 1 Way
FR7802**	Square Glass Post 1800 - 2 Way
FR7803**	Square Glass Post 1800 - Corner
FR7804**	Square Glass Post 1800 - 135°
FR7201**	Square Glass Post + Base Plate 1250 - 1 Way
FR7202**	Square Glass Post + Base Plate 1250 - 2 Way
FR7203**	Square Glass Post + Base Plate 1250 - Corner
FR7204**	Square Glass Post + Base Plate 1250 - 135°

Code	Budget Square Glazing Posts
FR6401**	Square Glass Post 1400 - 1 Way
FR6402**	Square Glass Post 1400 - 2 Way
FR6801**	Square Glass Post 1800 - 1 Way
FR6802**	Square Glass Post 1800 - 2 Way

Code	Accessories
FR9950	Semi-Frameless Glazing Kit - 10mm
FR9500	10mm Captive Wedge Rubber - 200m Roll
FR9501	10mm Captive Wedge Rubber - 1250mm length
FR9502	10mm Captive Wedge Rubber - Per Metre
FR9963	12mm Captive Wedge Glazing Rubber - Per Metre
FR9550	Glass Seating Grommet
FR7925**	Square Glass Post Cap - Internal Fit - 50 x 25
FR7930**	Square Glass Post Cap - External Fit - 50 x 50
FR7920**	Square Glass Post Cap - Internal Fit - 50 x 50
FR9510**	75 Series Internal Fit Post Cap - 1 Way
FR9520**	75 Series Internal Fit Post Cap - 2 Way
FR9530**	75 Series Internal Fit Post Cap - Corner
FR7960**	Square Post Raised Cover Ring
FR7940**	Square Post Flat Cover Ring
FR7950**	Aluminium Base Plate - 100 x 100
FR6880	Screw Countersunk Stainless - 12G x 50
FR5060	Bostik Flowfill Grout - 20Kg Bag
FR5055	Epirez Instant Grout - 15Kg Bucket
HW5510	Rapid Set Concrete - 20Kg Bag
FR3390	Stainless Steel M8 x 75 - Timber Fixing
FR3395	Stainless Steel M8 x 75 - Concrete Fixing
HW5520	Resuscitation Sign
FR9920	Nanocoat (100ml)