


OXWORKS



Custom & Locally Manufactured

DECORATIVE LASER CUT SCREENS



www.oxworks.com.au

PH: 1300 336 237


LASER CUT SCREEN DESIGNS

*Designs may vary slightly
for different sized screens.*

Oxworks' range of Laser Cut Decorative Screens will bring style and modern luxury to any space. Whether it's a commercial or domestic project, Oxworks have a decorative screen design to suit any solution.


Our screens are available in a range of 2 exciting materials & finish options, including **Weathered Steel (Corten)** and **Powder Coated Aluminum**.

NOTE: Most designs can be customised to different screen sizes and shapes and can be fabricated to allow for various fixing requirements. The designs shown are based on a ratio of 1:2 (i.e. 900 x 1800mm) so screen designs outside of this ratio may vary slightly to suit.




Jungle

≈ 37% Visibility




Neo

≈ 12% Visibility




Istanbul

≈ 55% Visibility




Equinox

≈ 47% Visibility



Droplets

≈ 12% Visibility




Mangrove

≈ 18% Visibility


New Design

LASER CUT SCREEN DESIGNS


*Designs may vary slightly
for different sized screens.*




Copenhagen ≈ 45% Vis




Cubism ≈ 45% Vis




Daisy ≈ 14% Vis




Leaf Vein ≈ 56% Vis




Tudor ≈ 14% Vis



Tulip ≈ 13% Vis




Sea Fan ≈ 30% Vis




Canopy ≈ 21% Vis




Gum Leaf ≈ 36% Vis



Bali ≈ 44% Vis




Scroll ≈ 30% Vis




Rings ≈ 54% Vis

LASER CUT SCREEN DESIGNS


*Designs may vary slightly
for different sized screens.*




Leaf ≈ 21% Vis




Bamboo ≈ 31% Vis




Marrakesh ≈ 48% Vis




Stone ≈ 48% Vis




Ripple ≈ 34% Vis




Chainmail ≈ 42% Vis




Link ≈ 52% Vis




Quiver ≈ 62% Vis




Tahiti ≈ 24% Vis



Birch ≈ 19% Vis




Woodgrain ≈ 24% Vis




Herringbone ≈ 13% Vis

LASER CUT SCREEN DESIGNS


*Designs may vary slightly
for different sized screens.*




Web ≈ 37% Vis



Honeycomb ≈ 55% Vis




Gatsby ≈ 17% Vis




New Design

Dragonfly ≈ 37% Vis




Happiness ≈ 44% Vis




New Design


Fleuron ≈ 29% Vis




Brick Work ≈ 54% Vis



Algebra ≈ 34% Vis




Feng Shui ≈ 47% Vis



Fauna ≈ 28% Vis




Savannah ≈ 33% Vis



Merino ≈ 41% Vis

CUSTOM APPLICATION

CUSTOM FEATURE PANELS



FREE STANDING PANELS

We can supply freestanding aluminium frames to attach our Laser Screens. Our standard frame comes in a 50 x 50mm box section.

Custom frames as well as base plate and in ground options are available on request.

WALL FIXED FEATURE PANELS

Our Laser Screens can be used as Feature Panels and can be attached to any wall using a variety of fixing methods.

We recommend using 19mm Stainless Steel Standoff Fixings to create a floating shadowed effect.

WALL FIXED WINDOW SCREENS

Using our Window Hood arms or customs fixing methods, our Laser Screens can be used to screen off window sections while adding a unique design feature to the exterior of your house.

CUSTOM ENTRY GATES



SLIDING GATES

We create unique custom Sliding Gates using any of our screen designs, customised and face fixed to our Sliding Gate Frames.

Simply specify:

- Opening between posts/brick piers
- Sliding Gate height
Allow 60mm for track and wheels
- Rake on driveway (if not level)
- Which way the gate is opening (when looking from the road, is it sliding open to the left or right)
- Automation (if required)

DOUBLE GATES

Our screens can be customised and face fixed to our 50 x 50mm Aluminium Double Entry Gate Frames and supplied to size.

Simply specify:

- Opening between the posts or brick piers
- Double Gate height
Remember to allow gap under gate
- Hinge and Latch options
- Automation (if required)

PEDESTRIAN GATES

Using 50 x 50mm Aluminium Frames, we can create a grand entrance to your home by customising any of our Laser Screen range to be face fixed to Pedestrian Gates.

Simply specify:

- Opening between the posts
- Pedestrian Gate height
Remember to allow gap under gate
- Hinge and Latch options



LASER SCREEN GATE SETUP



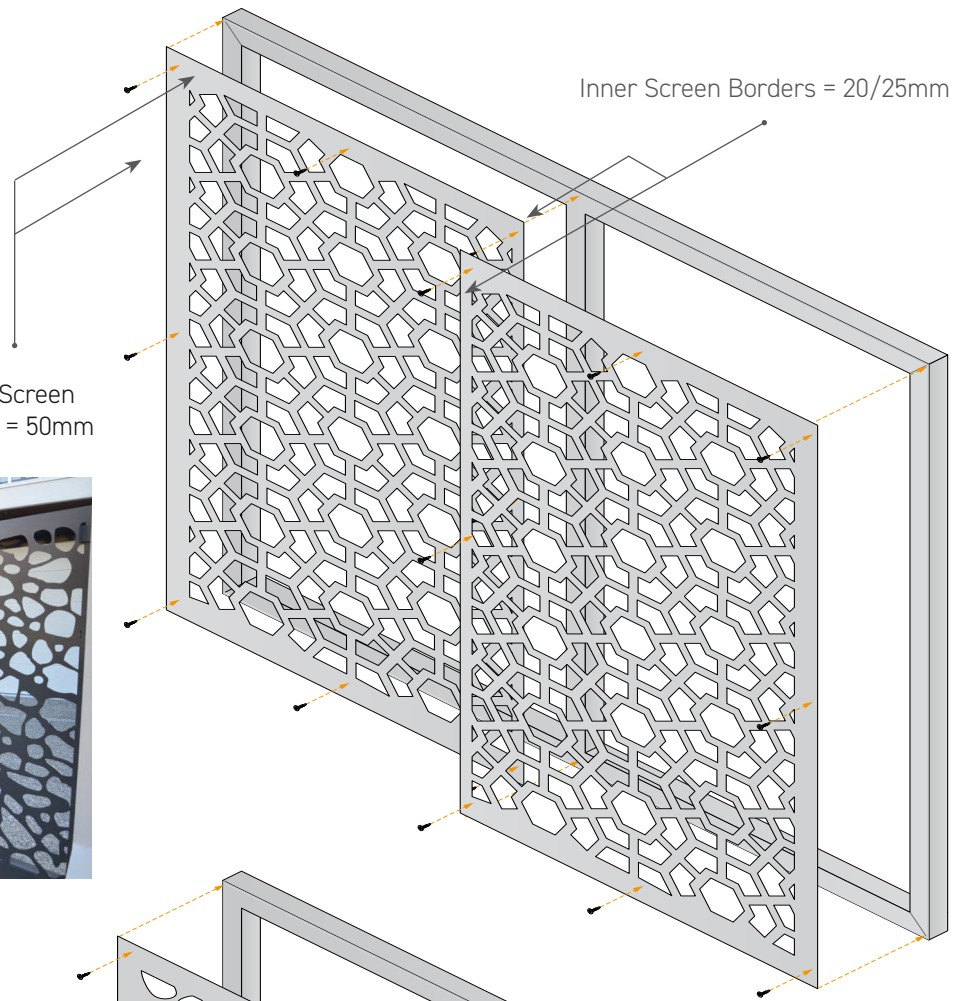
LASER SCREEN GATE LEAF WITH VERTICAL SUPPORT

Consists of 2 separate Laser Cut Screens.

Max Recommended SINGLE Screen Width = 1500mm

Outer Screen Borders = 50mm

Inner Screen Borders = 20/25mm

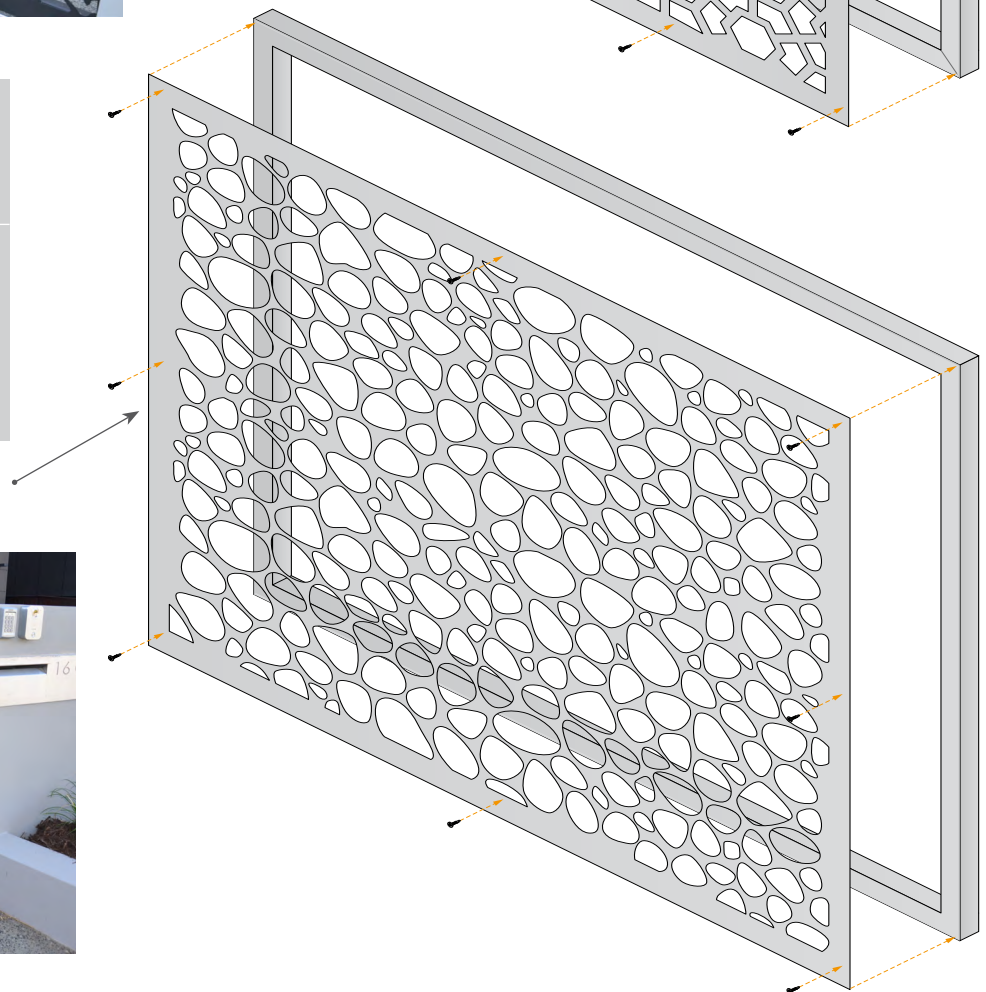


LASER SCREEN GATE LEAF WITH NO VERTICAL SUPPORT

Consists of 1 Single Laser Cut Screen.

Max Recommended SINGLE Screen Width = 1500mm

Screen Borders = 50mm



1300 336 237


www.oxworks.com.au



LASER CUT SCREEN MATERIAL SELECTIONS

POWDERCOATED ALUMINIUM

Maximum Sheet Size: 3000 x 1500mm



Our Aluminium Screens are made from lightweight, tough, rust free aluminium with a powder coated finish. You can choose your colour from our Interpon Colour Chart. The panels are 3mm thick and can be supplied in **sizes up to 3000mm x 1500mm**.

The screens are suitable for indoor and outdoor use with a variety of applications. We take extreme pride in our work and as such all our powder coated screens have had the edges dressed.

As the screens are made from powder coated aluminium, they require very little ongoing maintenance.

WEATHERING STEEL (CORTEN)

Maximum Sheet Size: 2400 x 1200mm



Corten Steel is a high strength weathering steel which forms a stable, attractive rust-like appearance when exposed to weather. The steel is 3mm thick and can be supplied in **panels up to 2400mm x 1200mm**. The screens are suitable for indoor and outdoor use with a variety of applications.

Unlike most metals, Corten or weathering steel is designed to form a rust patina when exposed to the elements. A layer of rust forms on the outer surface and acts as a protective coating. The colour and extent of the rust effect depends on the elements it is exposed to, and will vary from panel to panel.

Concrete, stone and unglazed brick may suffer from oxide staining when in contact with weathering steel. Connections to dissimilar materials, such as zinc or cadmium plated bolts, should be avoided.

Care Instructions & Warranty:

Exposure to UV Light, pollution, salt deposits and chemicals can affect the long term performance of the coating if not removed with regular washing.

A gentle monthly clean with a soft brush, warm water and mild detergent followed by a rinse of fresh water will maintain the finish of both powdercoated, Colorbond and stainless steel fencing components and fulfill warranty conditions.



Disclaimer: Drawings not to scale. While all care is taken in the production of this Laser Cut Screen Brochure it is provided as an indicative guide only. Oxworks Pty Ltd is not liable or responsible for the outcome of any fence installed using this guide. © Copyright 2019 Oxworks Pty Ltd. All rights are reserved in relation to this matter.



1300 336 237

www.oxworks.com.au

