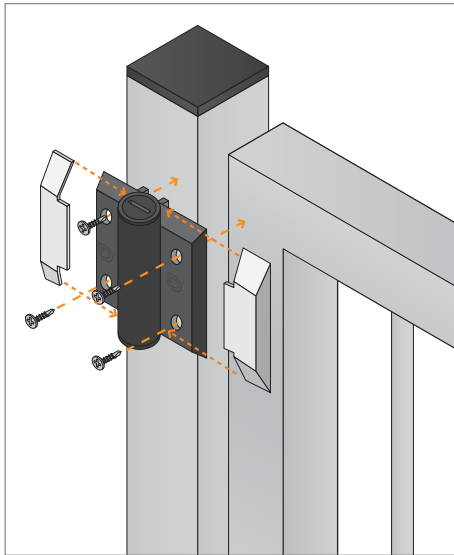
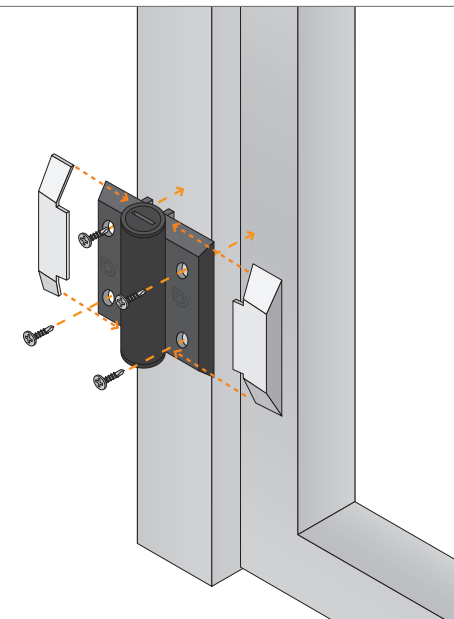


DOUBLE GATE SETUPS



TRU CLOSE HINGE ON TOP GATE SETUP



TRU CLOSE HINGE ON BOTTOM GATE SETUP



OXWORKS™

DOUBLE GATE ALUMINIUM FRAME

38 x 25mm; 40 x 40mm; 50 x 50mm SHS Frame

Dependent on Gate Size

D & D TECHNOLOGIES SELF-CLOSING HINGES

Genuine D & D Technologies Patented Product

Strong, Moulded Polymer & Stainless Steel

Limited Lifetime Warranty

Includes all required fittings

HW2020 - TruClose Standard Gate Hinge

HW2030 - TruClose Heavy Duty Gate Hinge

HW2010 - KwikFit Sprung Gate Hinge

D & D TECHNOLOGIES LATCHES

Genuine D&D Technologies Patented Product

HW3020 - Lockable LokkLatch Standard Latch*

HW3030 - Lockable LokkLatch Deluxe Latch

HW3040 - Lockable T-Latch

*Recommended Gate Hardware

MATERIALS

6063 T6 Aluminium - Powder Coated

All of our Double Gates are available in the Interpon Powder Coating Colour Range

TITLE: **DOUBLE GATE SYSTEM**
TRU CLOSE HINGE SETUP
(COOKTOWN STYLE SHOWN)

CONTACT: sales@oxworks.com.au

oxworks.com.au ☎ 1300 336 237

DOUBLE GATE ALUMINIUM FRAME

38 x 25mm; 40 x 40mm; 50 x 50mm SHS Frame

Dependent on Gate Size

STANDARD GUDGEON/TRUNNION HINGE

Zinc Plated Steel

Standard & Large Plate Widths

Threaded Galvanised 16mm Trunnion

HW2100 - Standard Width, 2 Hole, 31mm BCP*

Avg. 65mm Clearance Required

HW2110 - Large Width, 4 Hole, 31mm BCP*

Avg. 65mm Clearance Required

HW2120 - Standard Width, 2 Hole, 51mm BCP*

Avg. 85mm Clearance Required

HW2130 - Large Width, 4 Hole, 51mm BCP*

Avg. 85mm Clearance Required

*Back to Centre Pin

D & D TECHNOLOGIES LATCHES

Genuine D&D Technologies Patented Product

HW3020 - Lockable LokkLatch Standard Latch

10-35mm Gap Variance

HW3030 - Lockable LokkLatch Deluxe Latch

16-38mm Gap Variance

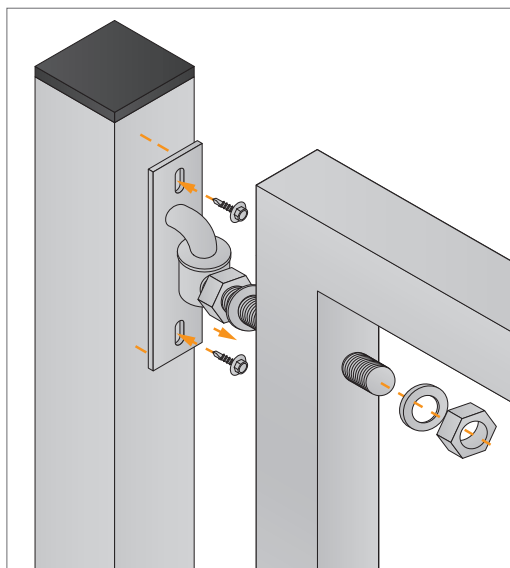
HW3040 - Lockable T-Latch

10-44mm Gap Variance

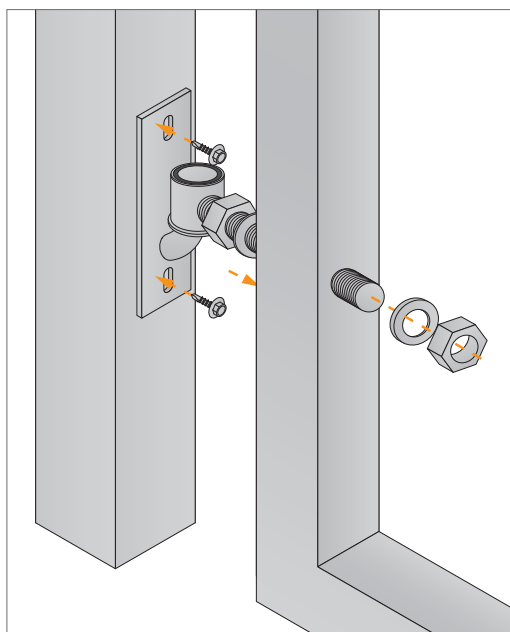
MATERIALS

6063 T6 Aluminium - Powder Coated

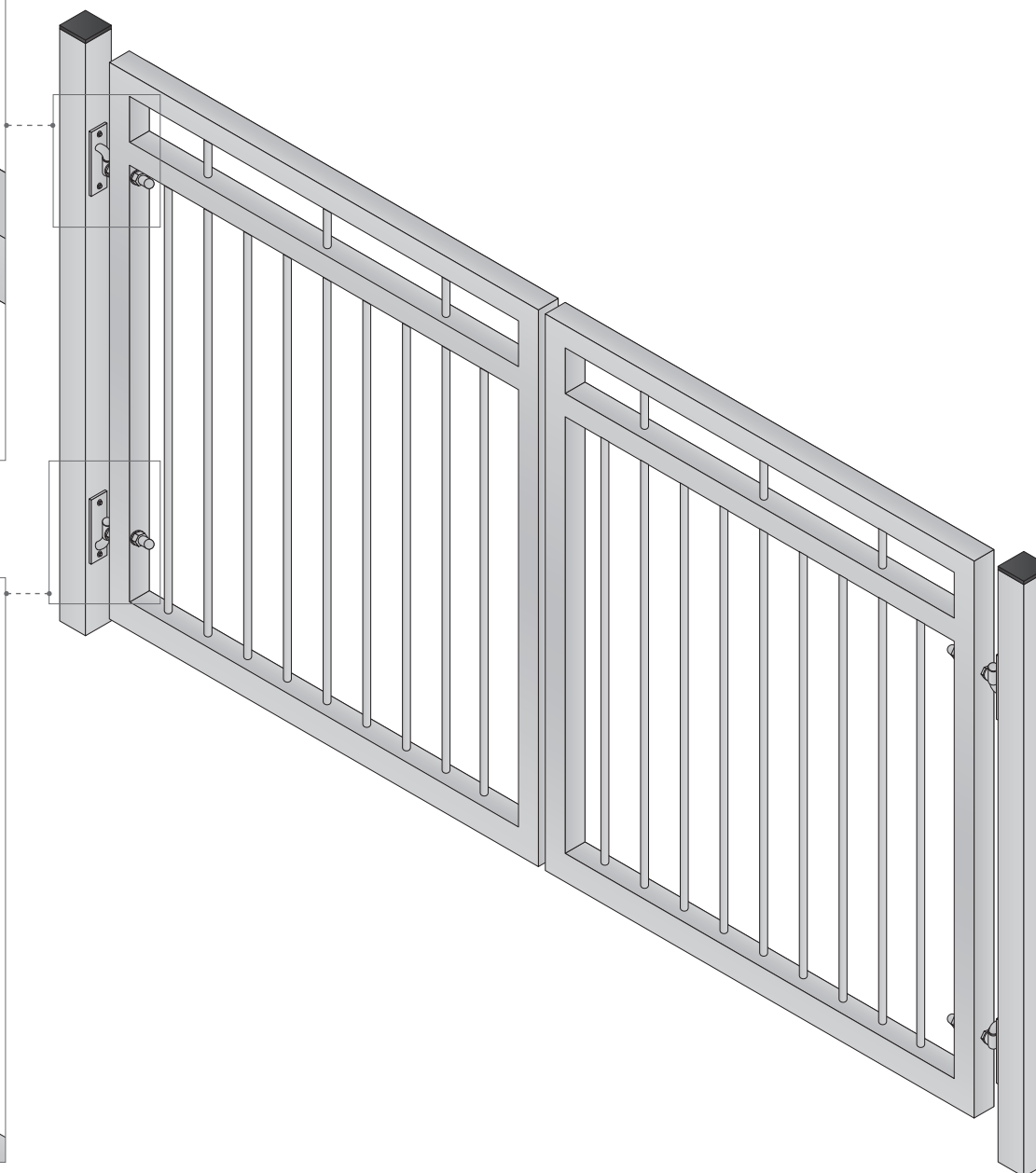
All of our Double Gates are available in the Interpon Powder Coating Colour Range



GUDGEON/TRUNNION HINGE ON TOP GATE SETUP



GUDGEON/TRUNNION HINGE ON BOTTOM GATE



TITLE: **DOUBLE GATE SYSTEM**
GUDGEON/TRUNNION HINGE SETUP
(COOKTOWN STYLE SHOWN)

CONTACT: sales@oxworks.com.au

oxworks.com.au ☎ 1300 336 237

40 X 40MM DOUBLE GATE ALUMINIUM FRAME

REQUIRES 40 x 40mm Heavy Duty Long Plate Hinge (Code: HW2075)

Avg. 25mm Clearance Required

50 X 50MM DOUBLE GATE ALUMINIUM FRAME

REQUIRES 50 x 50mm Heavy Duty Long Plate Hinge (Code: HW2080)

Avg. 25mm Clearance Required

D & D TECHNOLOGIES LATCHES

Genuine D&D Technologies Patented Product

HW3020 - Lockable LokkLatch Standard Latch

10-35mm Gap Variance

HW3030 - Lockable LokkLatch Deluxe Latch

16-38mm Gap Variance

HW3040 - Lockable T-Latch

10-44mm Gap Variance

MATERIALS

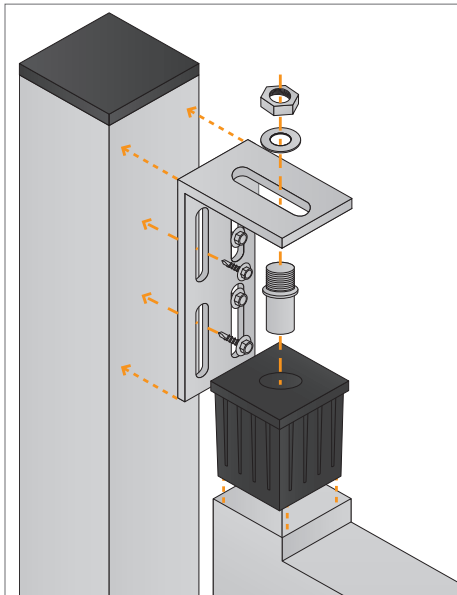
6063 T6 Aluminium - Powder Coated

All of our Double Gates are available in the Interpon Powder Coating Colour Range

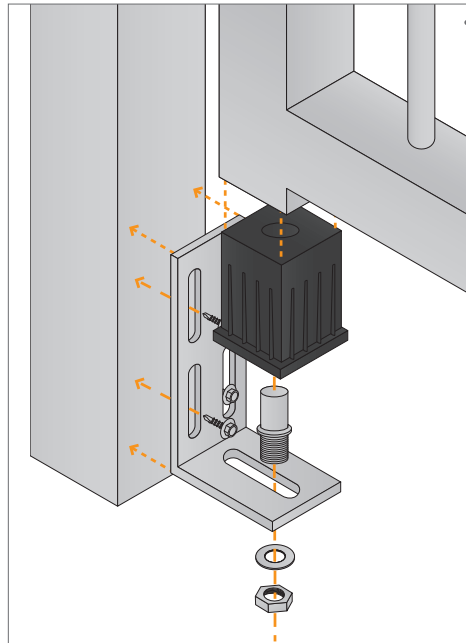

TITLE: **DOUBLE GATE SYSTEM
HEAVY DUTY LONG PLATE HINGE
SETUP (COOKTOWN STYLE SHOWN)**

CONTACT: sales@oxworks.com.au

oxworks.com.au ☎ 1300 336 237

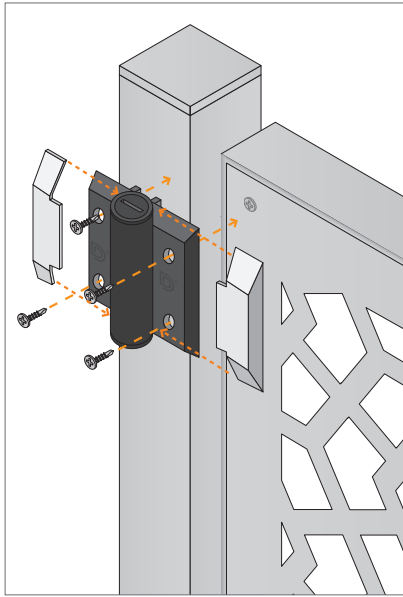


HEAVY DUTY LONG PLATE HINGE ON TOP GATE SETUP

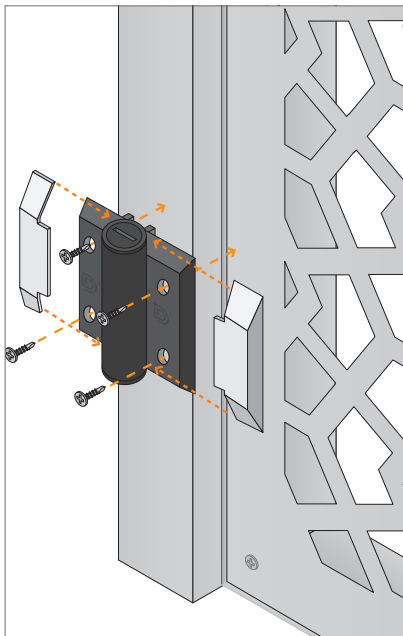


HEAVY DUTY LONG PLATE HINGE ON BOTTOM GATE

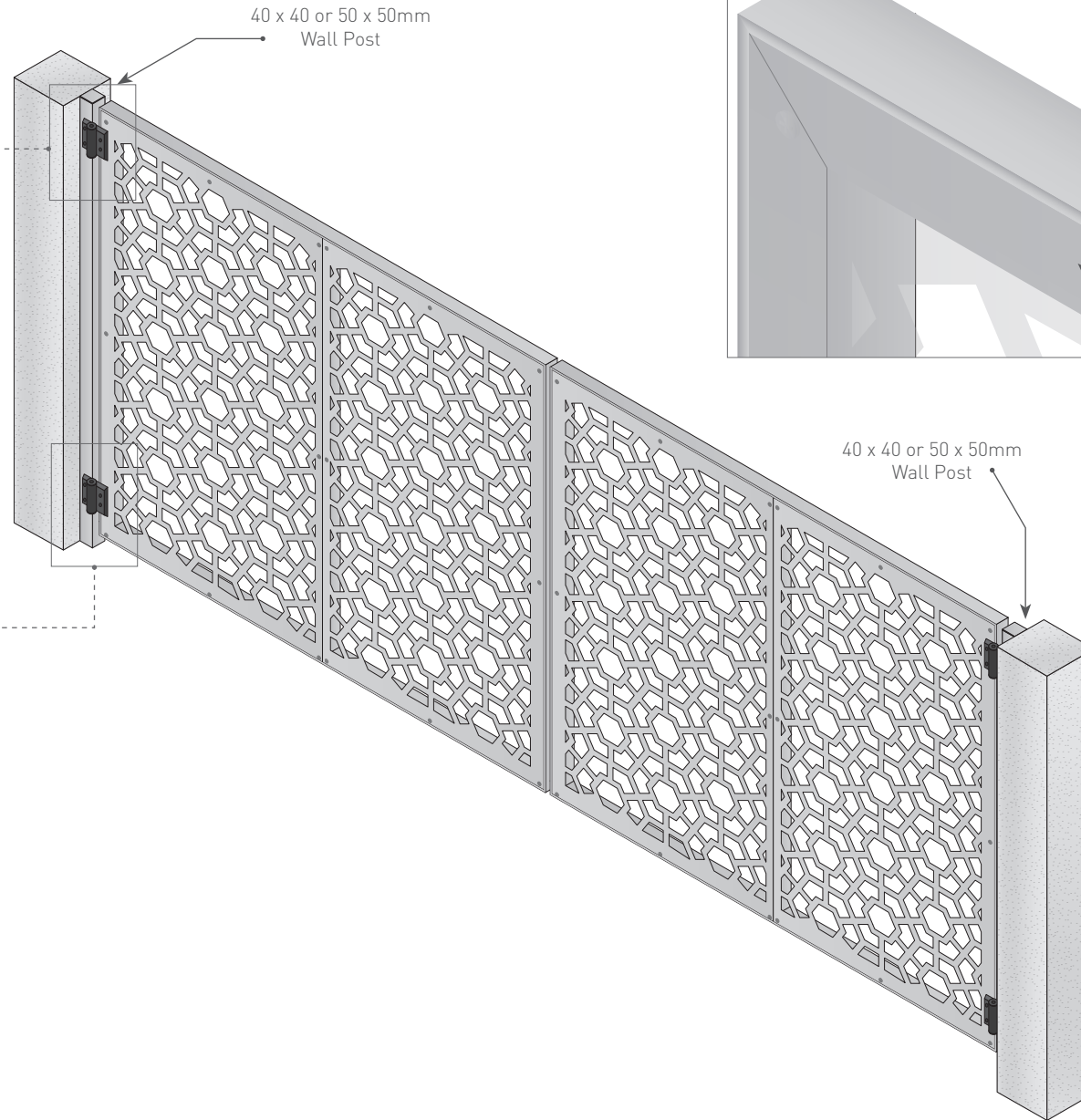
LASER SCREENS DOUBLE GATE SETUP



TRU CLOSE HINGE ON TOP GATE SETUP



TRU CLOSE HINGE ON BOTTOM GATE SETUP



OXWORKS™

40 X 40MM DOUBLE GATE ALUMINIUM FRAME

40 x 40 x 2mm for Gates ≤ 3000mm wide

40 x 40 x 2mm SHS Vertical Support*

50 X 50MM DOUBLE GATE ALUMINIUM FRAME

50 x 50 x 3mm for Gates > 3000mm wide

50 x 50 x 3mm SHS Vertical Support*

*Vertical Support SHS in middle are for gates over 1500mm Width

LASER SCREEN DESIGN

Laser Screen dimensions are set 5mm shorter on each edge than frame size to account for radius edge.

Mitred Corners

D & D TECHNOLOGIES SELF-CLOSING HINGES

Genuine D & D Technologies Patented Product
Strong, Moulded Polymer & Stainless Steel
Limited Lifetime Warranty

HW2020 - TruClose Standard Gate Hinge

HW2030 - TruClose Heavy Duty Gate Hinge

HW2010 - KwikFit Sprung Gate Hinge

D & D TECHNOLOGIES LATCHES

Genuine D&D Technologies Patented Product

HW3020 - Lockable LokkLatch Standard Latch

HW3030 - Lockable LokkLatch Deluxe Latch

HW3040 - Lockable T-Latch

POST FIXING OPTIONS - FRAME DEPENDENT

40 x 40mm Wall Post

50 x 50mm Wall Post

MATERIALS

6063 T6 Aluminium - Powder Coated

All of our Double Gates are available
in the Interpon Powder Coating Colour Range

TITLE: **LASER SCREEN DOUBLE GATE SYSTEM**
TRU CLOSE HINGE SETUP
(MARRAKESH STYLE SHOWN)

CONTACT: sales@oxworks.com.au

oxworks.com.au ☎ 1300 336 237

40 X 40MM DOUBLE GATE ALUMINIUM FRAME

40 x 40 x 2mm for Gates ≤ 3000mm wide

40 x 40 x 2mm SHS Vertical Support*

50 X 50MM DOUBLE GATE ALUMINIUM FRAME

50 x 50 x 3mm for Gates > 3000mm wide

50 x 50 x 3mm SHS Vertical Support*

*Vertical Support SHS in middle are for gates over 1500mm Width

LASER SCREEN DESIGN

Laser Screen dimensions are set 5mm shorter on each edge than frame size to account for radius edge.

Mitred Corners

STANDARD GUDGEON/TRUNNION HINGE

Zinc Plated Steel w/ Threaded Galv 16mm Trunnion

HW2100 - Standard Width, 2 Hole, 31mm BCP*

HW2110 - Large Width, 4 Hole, 31mm BCP*

HW2120 - Standard Width, 2 Hole, 51mm BCP*

HW2130 - Large Width, 4 Hole, 51mm BCP*

*BCP - Back to Centre Pin

D & D TECHNOLOGIES LATCHES

Genuine D&D Technologies Patented Product

HW3020 - Lockable LokkLatch Standard Latch

HW3030 - Lockable LokkLatch Deluxe Latch

HW3040 - Lockable T-Latch

POST FIXING OPTIONS

50 x 50mm Post

Direct to Wall

MATERIALS

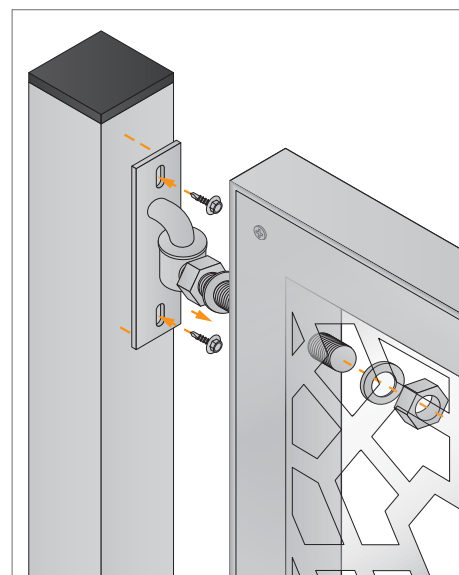
6063 T6 Aluminium - Powder Coated

All of our Double Gates are available in the Interpon Powder Coating Colour Range

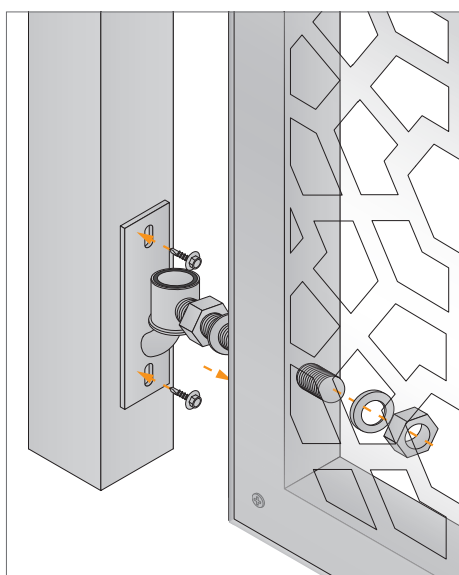
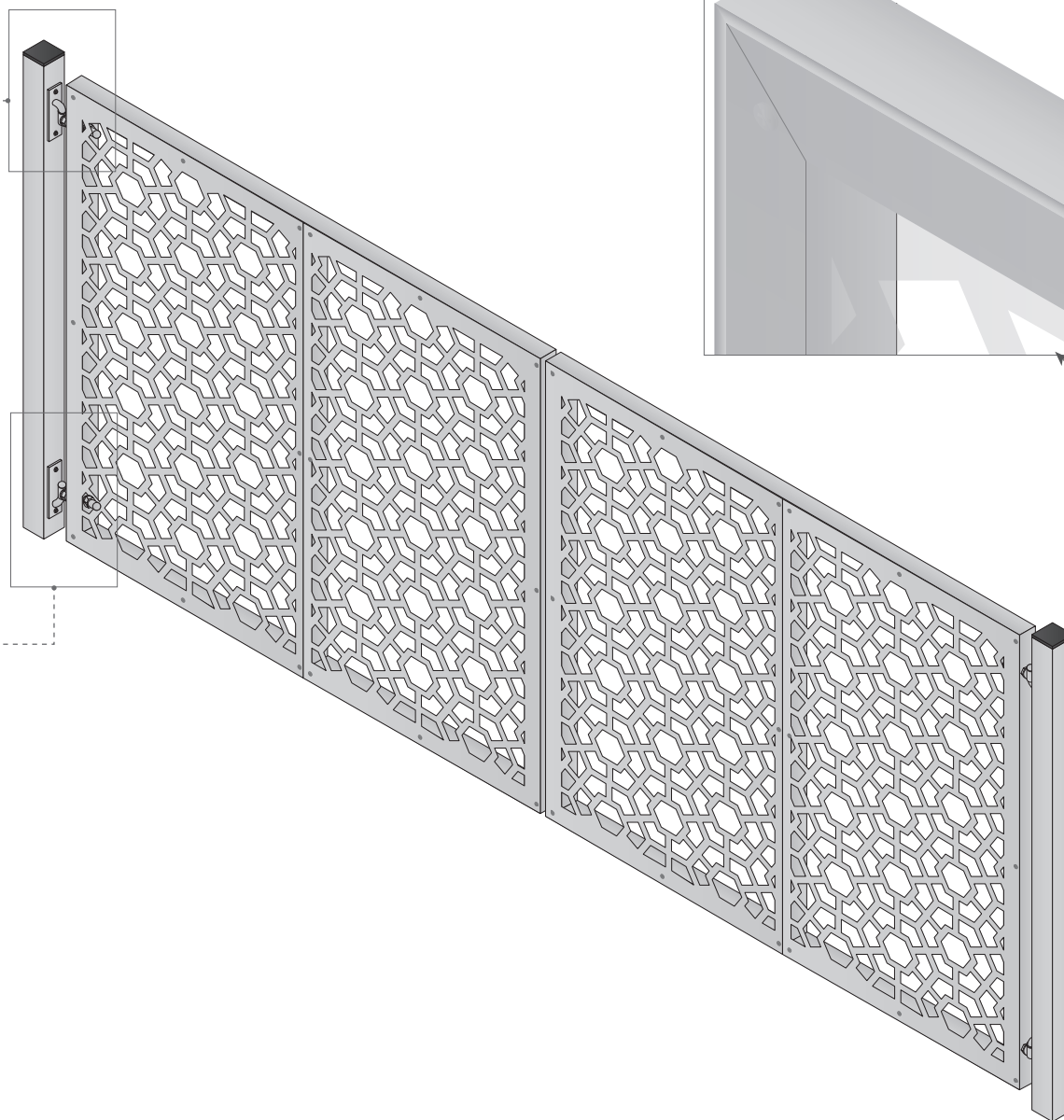
TITLE: **LASER SCREEN DOUBLE GATE SYSTEM**
GUDGEON/TRUNNION HINGE SETUP
(MARRAKESH STYLE SHOWN)

CONTACT: sales@oxworks.com.au

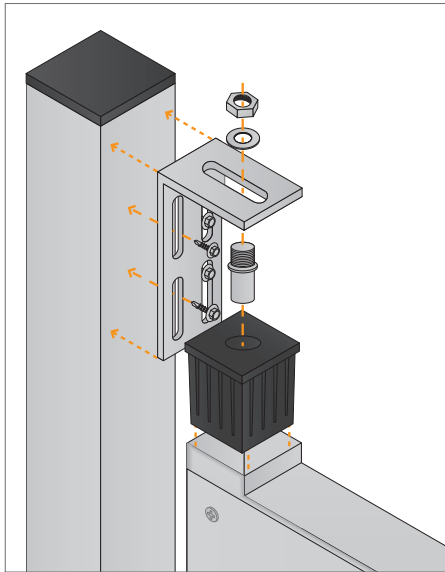
oxworks.com.au ☎ 1300 336 237



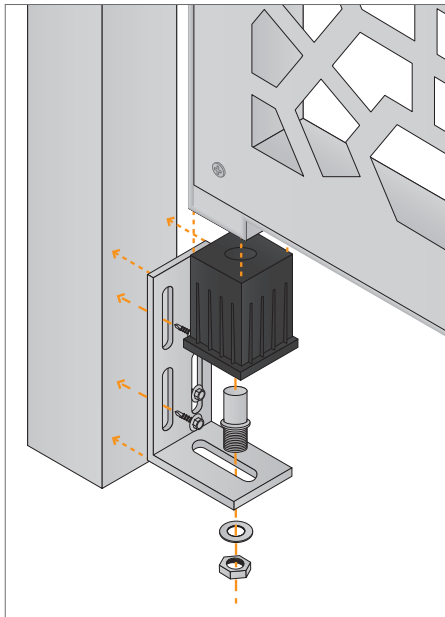
GUDGEON/TRUNNION HINGE ON TOP GATE SETUP



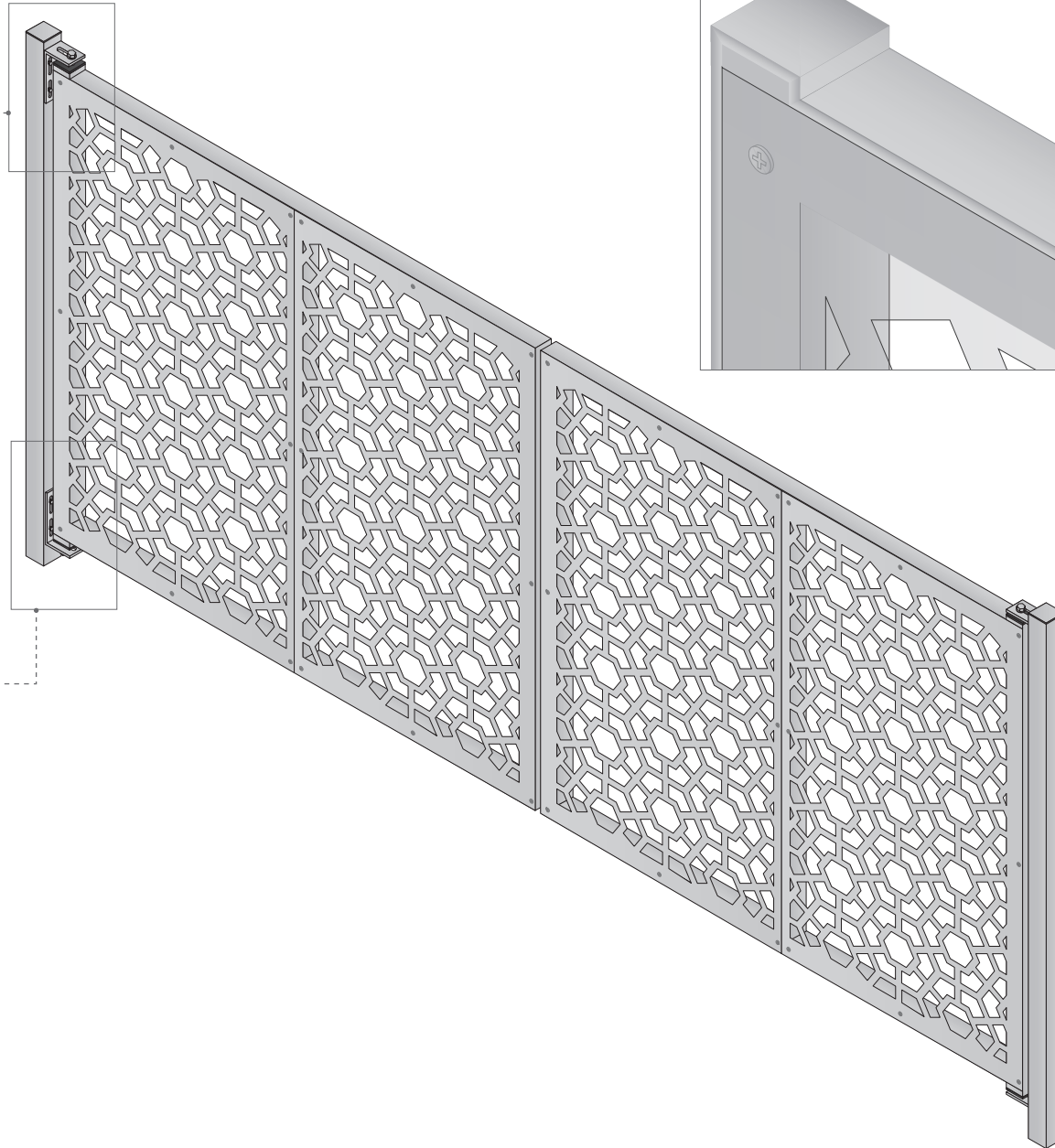
GUDGEON/TRUNNION HINGE ON BOTTOM GATE SETUP



LONG PLATE HINGE ON TOP GATE SETUP



LONG PLATE HINGE ON BOTTOM GATE SETUP



OXWORKS™

40 X 40MM DOUBLE GATE ALUMINIUM FRAME

40 x 40 x 2mm for Gates <= 3000mm wide

40 x 40 x 2mm SHS Vertical Support*

*Vertical Support SHS in middle are for gates over 1500mm Width

REQUIRES: 40 x 40mm - Heavy Duty Long Plate Hinge (Code: HW2075)

50 X 50MM DOUBLE GATE ALUMINIUM FRAME

50 x 50 x 3mm for Gates > 3000mm wide

50 x 50 x 3mm SHS Vertical Support

REQUIRES: 50 x 50mm - Heavy Duty Long Plate Hinge (Code: HW2080)

*Vertical Support SHS in middle are for gates over 1500mm Width

LASER SCREEN DESIGN

Laser Screen dimensions are set 5mm shorter on each edge than frame size to account for radius edge.

D & D TECHNOLOGIES LATCHES

Genuine D&D Technologies Patented Product

HW3020 - Lockable LokkLatch Standard Latch

HW3030 - Lockable LokkLatch Deluxe Latch

HW3040 - Lockable T-Latch

POST FIXING OPTIONS

50 x 50mm Post

Direct to Wall

MATERIALS

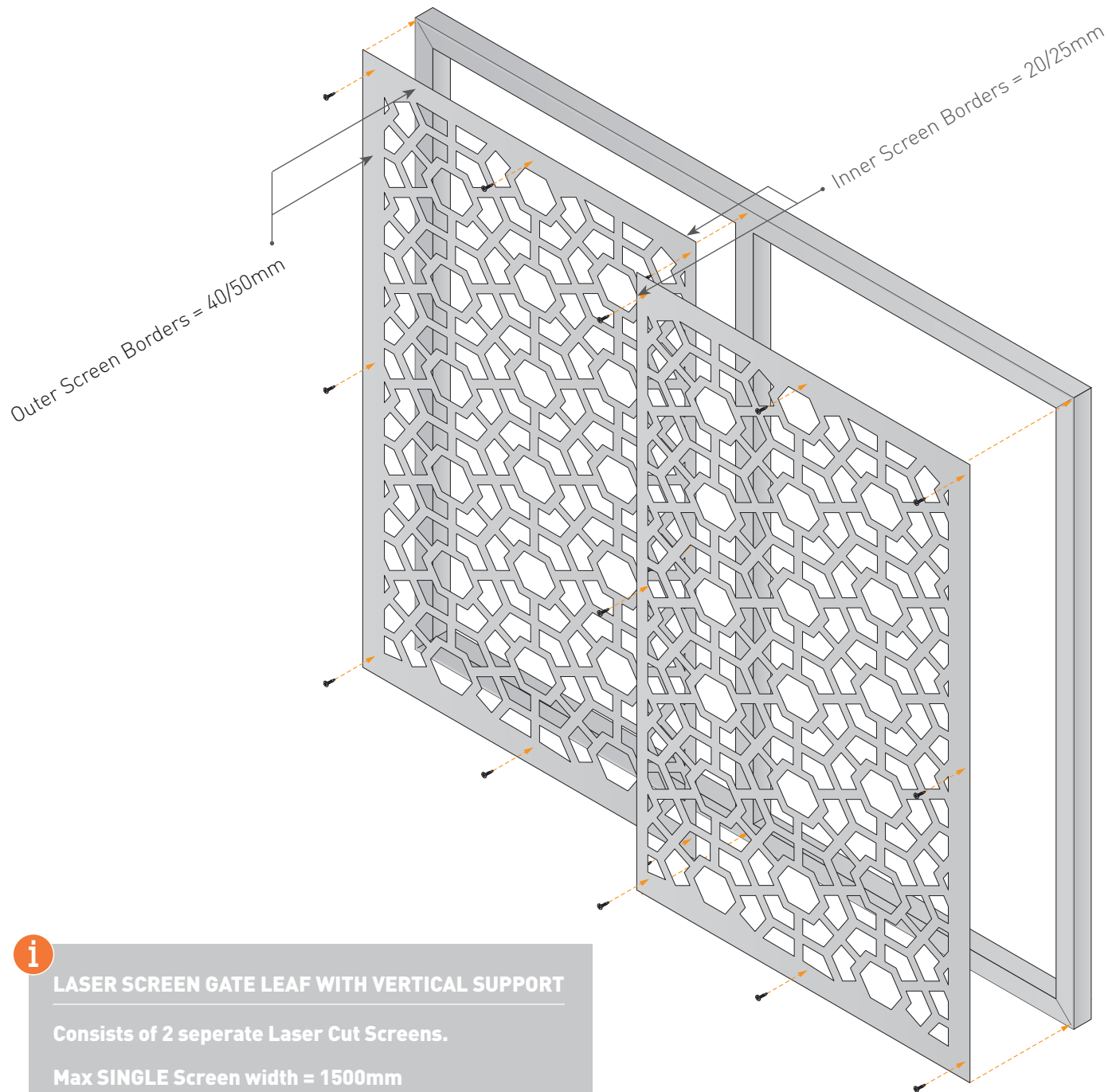
6063 T6 Aluminium - Powder Coated

All of our Double Gates are available in the Interpon Powder Coating Colour Range

TITLE: **LASER SCREEN DOUBLE GATE SYSTEM
HEAVY DUTY LONG PLATE HINGE SETUP
(MARRAKESH STYLE SHOWN)**

CONTACT: sales@oxworks.com.au

oxworks.com.au ☎ 1300 336 237



LASER SCREEN GATE LEAF WITH VERTICAL SUPPORT

Consists of 2 separate Laser Cut Screens.

Max SINGLE Screen width = 1500mm

OXWORKS™

40 X 40MM DOUBLE GATE ALUMINIUM FRAME

40 x 40 x 2mm for Gates <= 3000mm wide

40 x 40 x 2mm SHS Vertical Support*

50 X 50MM DOUBLE GATE ALUMINIUM FRAME

50 x 50 x 3mm for Gates > 3000mm wide

50 x 50 x 3mm SHS Vertical Support*

*Vertical Support SHS in middle are for gates over 1500mm Width

LASER SCREEN DESIGN

Laser Screen dimensions are set 5mm shorter on each edge than frame size to account for radius edge.

Mitred Corners

DOUBLE GATE LASER SCREENS

Face Fixed to Double Gate Frame On Site

DOUBLE GATE LASER SCREEN BORDERS

40/50mm Screen Border on Outer Edges dependent on frame size

20/25mm Screen Border on Inner Joining Edges dependent on frame size

LASER SCREENS FIXING HOLES

3mm Pre-Drilled Holes

15mm in from edge

Holes placed every 300mm (approx.) around the edge of the screen

MATERIALS

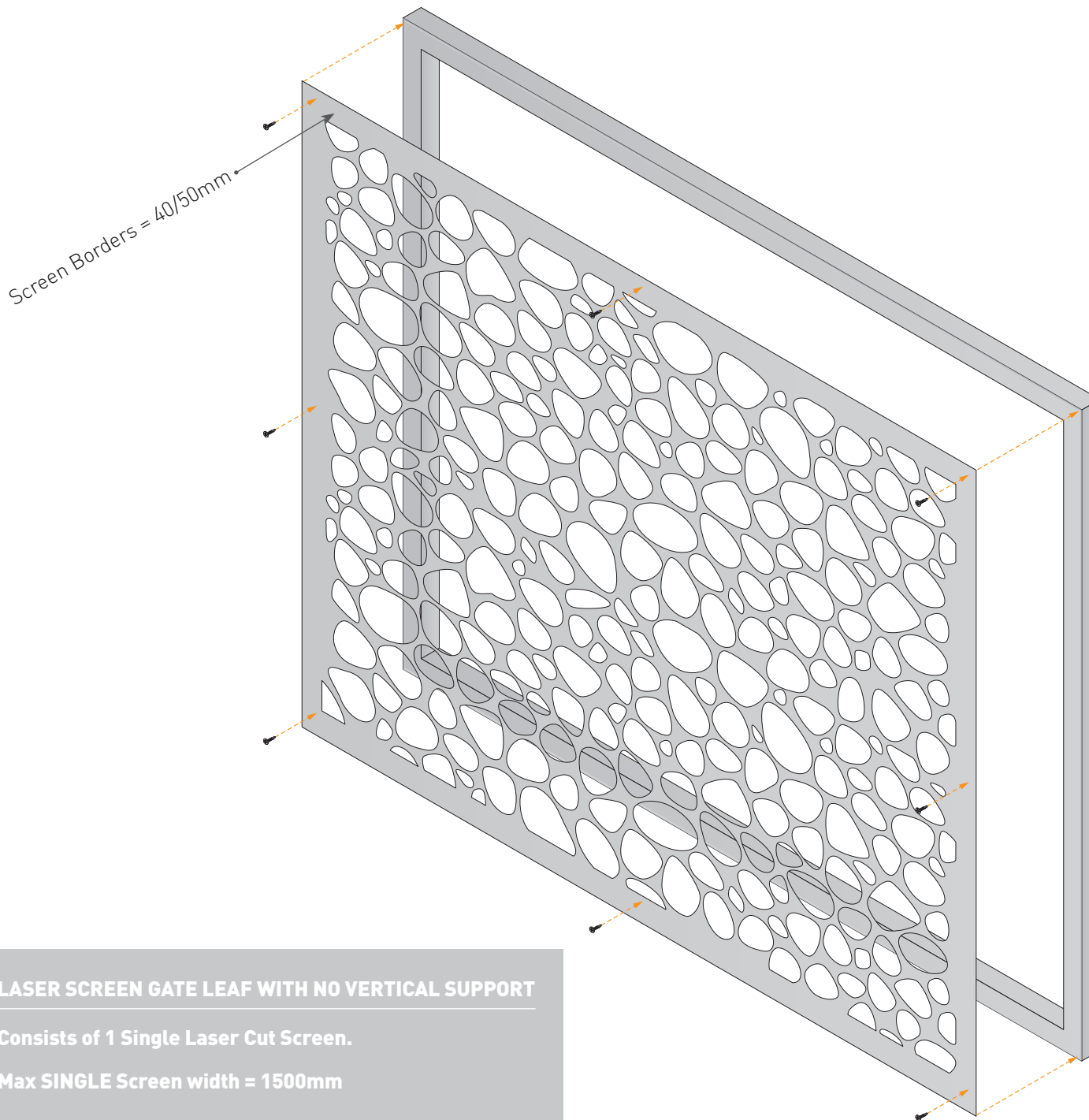
6063 T6 Aluminium - Powder Coated

All of our Double Gates are available in the Interpon Powder Coating Colour Range

TITLE: **LASER SCREEN DOUBLE GATE SYSTEM
FRAME ASSEMBLY
(MARRAKESH STYLE SHOWN)**

CONTACT: sales@oxworks.com.au

oxworks.com.au ☎ 1300 336 237



LASER SCREEN GATE LEAF WITH NO VERTICAL SUPPORT

Consists of 1 Single Laser Cut Screen.

Max SINGLE Screen width = 1500mm

OXWORKS™

40 X 40MM DOUBLE GATE ALUMINIUM FRAME

40 x 40 x 2mm for Gates <= 3000mm wide

40 x 40 x 2mm SHS Vertical Support*

50 X 50MM DOUBLE GATE ALUMINIUM FRAME

50 x 50 x 3mm for Gates > 3000mm wide

50 x 50 x 3mm SHS Vertical Support*

*Vertical Support SHS in middle are for gates over 1500mm Width

LASER SCREEN DESIGN

Laser Screen dimensions are set 5mm shorter on each edge than frame size to account for radius edge.

Mitred Corners

DOUBLE GATE LASER SCREENS

Face Fixed to Double Gate Frame On Site

DOUBLE GATE LASER SCREEN BORDERS

40/50mm Screen Border on Outer Edges dependent on frame size

20/25mm Screen Border on Inner Joining Edges dependent on frame size

LASER SCREENS FIXING HOLES

3mm Pre-Drilled Holes

15mm in from edge

Holes placed every 300mm (approx.) around the edge of the screen

MATERIALS

6063 T6 Aluminium - Powder Coated

All of our Double Gates are available in the Interpon Powder Coating Colour Range

TITLE: **LASER SCREEN DOUBLE GATE SYSTEM
FRAME ASSEMBLY
(MARRAKESH STYLE SHOWN)**

CONTACT: sales@oxworks.com.au

oxworks.com.au ☎ 1300 336 237